



# Rampart ESG

Synergize ESG & Sustainability  
Reporting Initiatives with One Solution



# Build a Sustainable Future

“ We deliver results by helping businesses realize the most immediate needs for action and pick up momentum ”



Generate ESG reports aligned with internationally recognized sustainability framework, Updated GRI 2021.



UN SDG Indicators to make reporting practices and integrate information into their reporting.

# Get The Best Technology

Technology is most valuable when it brings people together.

Rampart ESG now lets us increase efficiency throughout your ESG Reporting management lifecycle.

## Cloud Service

Scalable and fault-tolerant platform on the cloud for your critical ESG needs.

## Comprehensive Analytics

Siloed and filterable reports and trends available across your company

## Intuitive workflows.

Drive engagement with pre-built intuitive workflows.

## DATA MANAGEMENT

### Swiftly Compile & Track ESG Data

Centralized data collection & management system for better decision-driven analytics and value creation.

Report using GRI Standards

Validate, Trace with ESG AURA

Contributions towards SDGs

Insights & Data Visualizations

#### ESG AURA



#### TOPIC STANDARDS

66%

GRI 302-1	Energy consumption	✓
GRI 301-1-a	Non-Renewable sources	1 / 1
GRI 301-1-b	Renewable sources	1 / 1
GRI 303-3	Water and Effluents	1 / 5
GRI 303-3-a	Total Water Withdrawal	1 / 1

#### SDG MAP



#### CARBON FOOTPRINT

2.3  
Mt CO<sub>2</sub> eq





# REPORTING

## Ensure maximum transparency with ESG Reporting

Use a reporting system that lets you compare metrics and disclosures with up-to-date sustainability standards, like GRI 2021

GRI 302-1	Energy consumption	✓
GRI 301-1-a	Non-Renewable sources	1 / 1
GRI 301-1-b	Renewable sources	1 / 1
GRI 303-3	Water and Effluents	1 / 5
GRI 303-3-a	Total Water Withdrawal	1 / 1

**Omissions** - Reasons for omission can be used if, an organization cannot report a disclosure that is required for reporting.

**Collaboration** - Engage your team to comply, Get notified of pending audit items for compliance

GRI 302-1-a Total fuel consumption within the organization from non-renewable sources, in joules or multiples, and including fuel types used.

☐ Omit

4,080.00

GRI 302-1-b Total fuel consumption within the organization from renewable sources, in joules or multiples, and including fuel types used.

☐ Omit

2695.00

**Guidance** - Allow an organization to report information that covers all its most significant impacts

**Historical Data Library** - Track records and previous data & accommodate multiple levels of data validation and review operational workflows.

# ANALYTICS

## Obtain Valuable Insights & Data Visualizations

With robust ESG analysis, You'll be able to make better strategic decisions & communicate more effectively with internal and external stakeholders.

Analyze data using dedicated dashboards for each ESG action. Get useful insights, anticipate trends, and get global insights into ESG performance.

Focus on leading-edge indicators using integrated dashboards with configurable graphs and full filters.

Energy Consumption

**92** kWh

Total Consumption



Direct Economic Value

**13.2M** \$

Total Revenue




Security Training

**89** %

Total people Trained

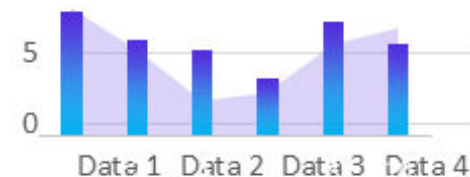


Materiality Assessment Matrix



GHG Emissions

**96.30** Mt CO2 eq



# ESG AURA

## Validate, Trace and Audit with ESG AURA

Quickly drill down to access your organization's reporting stages and get a-glance breakdown of data in each categories, get accurate comparison between hierarchical data

Visually appealing way to understand hierarchies in data with multiple levels of categories shows how the outer rings relate to the inner rings.

Various branches of ESG can be represented by designated hues, with different levels often taking on varying shades of the same color family. Rings can also be divided further to represent multiple divisions within the same level.





# UN SDG MAP

## Identify your Actions with the 17 Sustainability Goals

Umbrella framework allows you to identify your contributions towards sustainable development goals, SDG targets can be mapped based on the indicators.

Align your SDG reporting with the GRI Standards & highlight your organization's contributions to these global goals.

Easily traceable in your reported information and accurately mapped to the GRI Standards.






# Locate Us

Wakefield House, 2nd Floor, above Britannia & Co,  
Ballard Estate, Fort, Mumbai, Maharashtra 400001



**Mumbai, India**





# Thank You

For Your Valuable Time